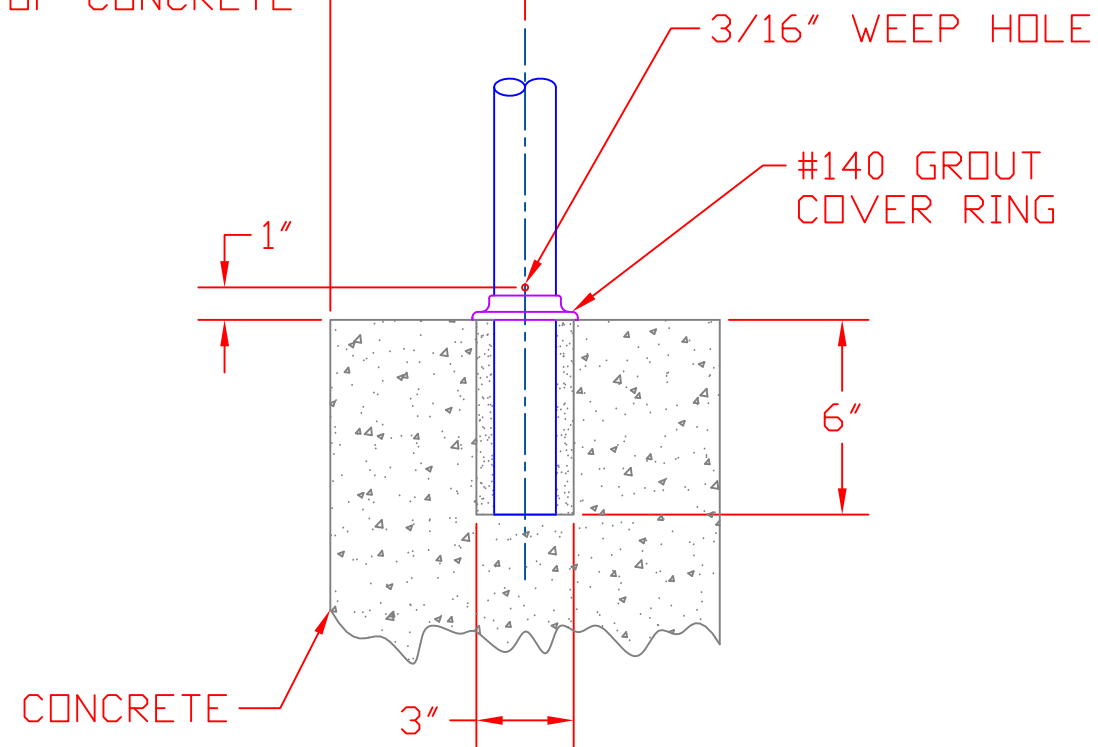
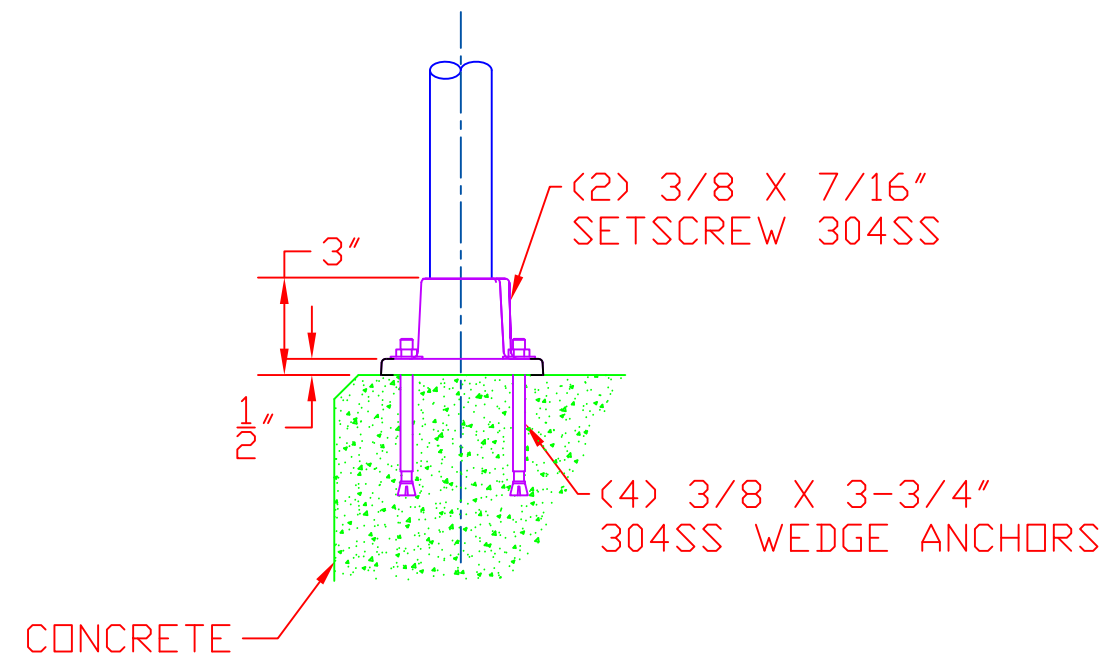
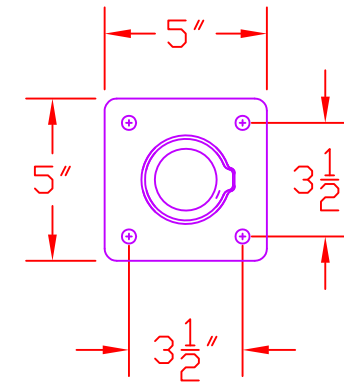


6" MINIMUM FROM
EDGE OF CONCRETE



**CORE MOUNT
DETAIL**



**#45SBC SQUARE BASE FLANGE
DETAIL**

THIS DRAWING AND ALL THE INFORMATION THEREIN IS THE PROPERTY OF THE HOLLAEENDER MFG. CO. IS CONFIDENTIAL AND MUST NOT BE MADE PUBLIC, NOR COPIED, NOR USED, TO THE DISADVANTAGE OF SAID HOLLAEENDER MFG. CO. AND IS SUBJECT TO RETURN ON DEMAND.
COPYRIGHT 2004, HOLLAEENDER MANUFACTURING CO.

NO.	REVISIONS	DATE	APPROVED
A	ISSUED FOR REVIEW/APPROVAL	6-9-05	BW

Hollaender
STRUCTURAL ENGINEERING GROUP

HOLLAENDER MFG.
10285 WAYNE AVENUE
CINCINNATI, OH 45215-6399
PH: (800) 772-8800
FX: (800) 772-8806
WWW.HOLLAENDER.COM

PROJECT
HOLLAENDER

DESCRIPTION
DETAIL PACKAGE

DRAWN BY	APPROVED BY	DATE
BW	BW	6-9-05
PROJECT NO. N/A		SCALE NTS
FRESH VARIES		DRAWING NO. 3114-D
MATERIAL VARIES		SHEET 5 OF 6

